

FIRST STEPS IN TRUCKLIVE.

Mercedes-Benz
Trucks you can trust



ACTIVATION OF TRUCKLIVE

TRUCKLIVE - CONNECTED FROM THE FIRST MOMENT

Get easy and free access to the comprehensive digital services of Mercedes-Benz Trucks – and network with your vehicle and Mercedes-Benz Trucks partners. In a matter of minutes, you can conclude the digital TruckLive contract in My TruckPoint and benefit directly from our efficient Maintenance Management and Live Traffic.



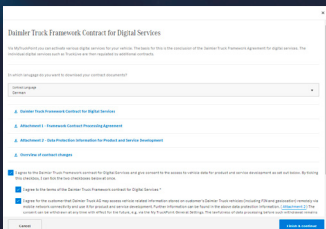
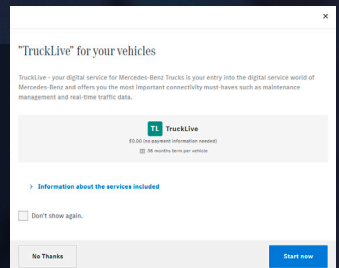
If you select automatic activation, all existing and future TruckLive services will be activated automatically upon vehicle delivery.

We look forward to welcoming you!

1

CONCLUDING THE DIGITAL CONTRACT

A pop-up window appears on the My TruckPoint homepage to start signing the contract. Click on "Next" in order to move on to the next step. Alternatively, you can start the contract signing process via "My Documents" and "Contract overview".

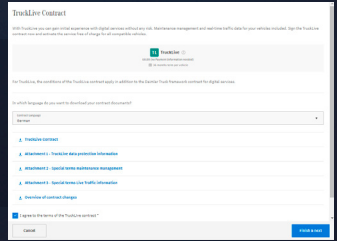


1.1 DIGITAL SERVICES FRAMEWORK AGREEMENT

To agree to the framework agreement for digital services, please click on "Confirm & Next".

1.2 TRUCKLIVE CONTRACT

You can also conclude the TruckLive contract via the "Confirm & Continue" button.

A screenshot of the 'TruckLive activation options' form. The title is 'TruckLive activation options'. Below the title, there is a paragraph of text. The form has two main sections: 'Automatic' (selected) and 'Manual'. The 'Automatic' section has a sub-section 'At what point should TruckLive be activated?' with a dropdown menu set to 'At handover'. Below this, there are two sections for selecting a service partner and an internal contact person, each with a text input field and a 'Select service partner' or 'Select contact person' button. At the bottom, there are 'Cancel' and 'Submit' buttons.

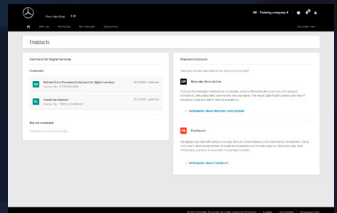
1.3 AUTOMATIC ACTIVATION

In the last step, you can select the automatic TruckLive activation for your vehicles as well as a suitable activation time. You can also specify the contact person for your company and your preferred service partner here. Finally, click on "Confirm" to finish signing the contract.

2

OVERVIEW OF TRUCKLIVE CONTRACT

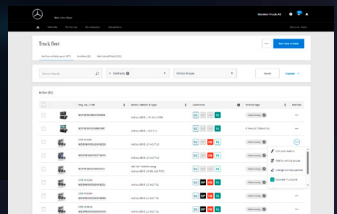
You can access your TruckLive contract at any time under "My Documents" and "Contracts".



3

ACTIVATION OF YOUR VEHICLES

If you have selected manual activation, you can activate your vehicles for TruckLive quickly and easily under "My vehicles" and "Fleet". To do this, click on "..." on the right-hand side and then on "Activate TruckLive". The prerequisite here is that the vehicle is displayed as "TruckLive inactive". Activation may take up to 24 hours. You will then benefit from all the advantages of TruckLive.



Your Mercedes-Benz sales representative will be delighted to answer any questions you may have. The FAQ section in the My TruckPoint portal also addresses a wide range of questions you may have.
Daimler Truck AG, Fasanenweg 10, 70771 Leinfelden-Echterdingen, Germany

☺ and Mercedes-Benz are trademarks of Mercedes-Benz Group AG.